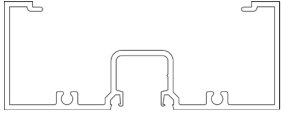

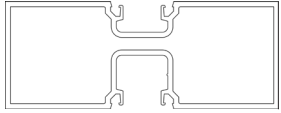
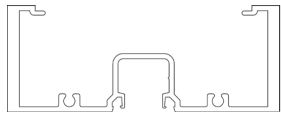

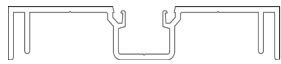
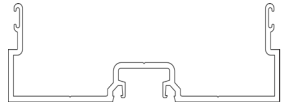
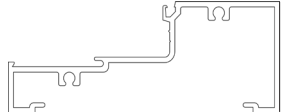

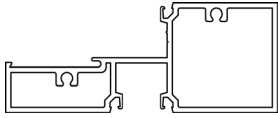
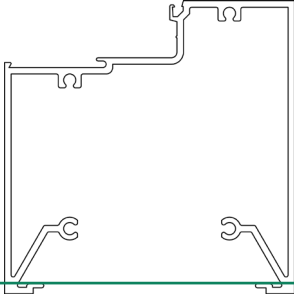

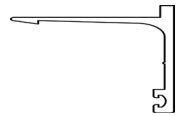
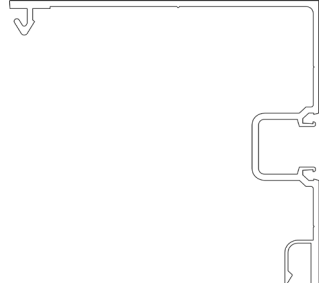


Part Number	Shape	Description	Length	Lbs/Pc
50001		Mullion Screw Spline Head Vertical	24' 2"	30
50002		Mullion Adapter	24' 2"	13
50005		Mullion 1-Piece Double Pocket	24' 2"	38
50013		Mullion Screw Spline Head Vertical Heavy Wall	24' 2"	40
50026		Aluminum Open Back Flat Filler	24' 2"	12
052VV3		Vinyl Open Back Flat Filler (Black)	24' 2"	12
50030		Expansion Mullion Vertical Female	24' 2"	21
50031		Expansion Mullion Vertical Male	24' 2"	21
50103		Sill Horizontal Open Back	24' 2"	25

* Shapes are not to scale

Custom Finishes Available

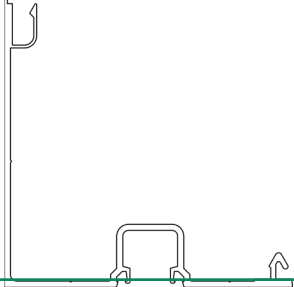
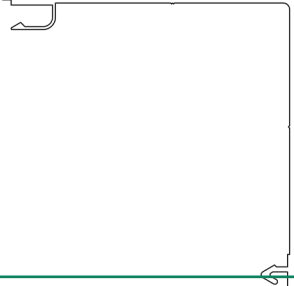
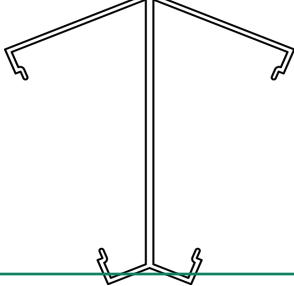

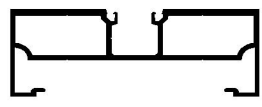
NORTHERN ARCHITECTURAL SYSTEMS
599 Gotham Parkway, Carlstadt, NJ 07072
P: (201) 943-6400 F: (877) 679-7095
www.NorthernArchitecturalSystems.com

Part Number	Shape	Description	Length	Lbs/Pc
50104		1/4" Glazing Bead for Sill	24' 2"	8
50111		Solid Sill Horizontal Bottom Pocket	24' 2"	35
50127		High Base Sill 4.5 X 4.5	24' 2"	55
50137		Sub Sill Flashing	24' 2"	15
50244		Head Receptor Face 2-Piece	24' 2"	10
50314		Corner Mullion 4.5" Part A Female	24'2"	33

* Shapes are not to scale

Custom Finishes Available



NORTHERN ARCHITECTURAL SYSTEMS
599 Gotham Parkway, Carlstadt, NJ 07072
P: (201) 943-6400 F: (877) 679-7095
www.NorthernArchitecturalSystems.com

Part Number	Shape	Description	Length	Lbs/Pc
50315		Corner Mullion 4.5" Part B Male	24' 2"	33
50317		Corner Plain Mullion	24' 2"	28
50334		Corner Mullion 135°	24' 2"	38
50335		Mullion Adapter Deep Pocket	24' 2"	15
50517		450 Reinforced Door Jamb	24' 2"	35

* Shapes are not to scale

Custom Finishes Available


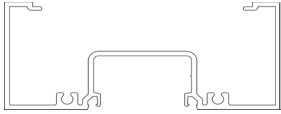

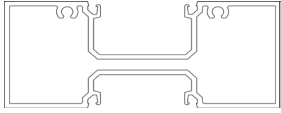
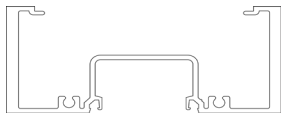

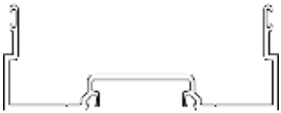

NORTHERN ARCHITECTURAL SYSTEMS
599 Gotham Parkway, Carlstadt, NJ 07072
P: (201) 943-6400 F: (877) 679-7095
www.NorthernArchitecturalSystems.com

Part Number	Shape	Description	Length	Lbs/Pc
50504		Door Head Immediate	24' 6"	41
50519		Transom Glazing Bead 1/4"	12' 6"	6
50526		Door Stop	21' 4"	5
50529		Door Stop Base Applied 2-Piece	13'	2
50530		Door Stop Cover Applied 2-Piece	13'	3
45252		Closer Arm Cover Concealed Overhead	24' 6"	11
50534		Transom Pocket Adapter	13'	7
50536		Sash Base	13'	6

* Shapes are not to scale

Custom Finishes Available

NORTHERN ARCHITECTURAL SYSTEMS
599 Gotham Parkway, Carlstadt, NJ 07072
P: (201) 943-6400 F: (877) 679-7095
www.NorthernArchitecturalSystems.com

Part Number	Shape	Description	Length	Lbs/Pc
50587		Pocket Filler	13'	3
51001		Mullion Screw Spline Head Vertical	24' 2"	32
51002		Mullion Adapter	24' 2"	14
51005		Mullion 1-Piece Double Pocket	24' 2"	43
51013		Mullion Screw Spline Head Vertical Heavy Wall	24' 2"	44
51030		Expansion Mullion Vertical Female	24' 2"	23
51031		Expansion Mullion Vertical Male	24' 2"	23
51103		Sill Horizontal Open Back	24' 2"	27

* Shapes are not to scale

Custom Finishes Available


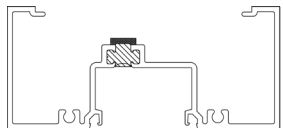
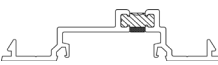
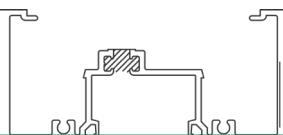



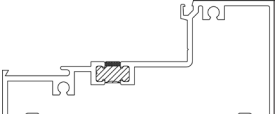
NORTHERN ARCHITECTURAL SYSTEMS
599 Gotham Parkway, Carlstadt, NJ 07072
P: (201) 943-6400 F: (877) 679-7095
www.NorthernArchitecturalSystems.com

Part Number	Shape	Description	Length	Lbs/Pc
51104		1" Glazing Bead for Sill	24' 2"	9
51111		Solid Sill Horizontal Bottom Pocket	24' 2"	35
51429		Pocket Adaptor 1/4" Glazing	24' 2"	4
51431		Pocket Adaptor 1/2" Glazing	24' 2"	3
51487		Pocket Filler	13'	4
51517		2" Reinforced door Jamb	24' 2"	39
51504		Door Head Immediate	24' 6"	42

* Shapes are not to scale

Custom Finishes Available

NORTHERN ARCHITECTURAL SYSTEMS
599 Gotham Parkway, Carlstadt, NJ 07072
P: (201) 943-6400 F: (877) 679-7095
www.NorthernArchitecturalSystems.com

Part Number	Shape	Description	Length	Lbs/Pc
51514		1" Glazing Bead Transom	12' 6"	5
52001		Mullion Screw Spline Head Vertical Thermally Broken	24' 2"	34
52002		Mullion Adapter Thermally Broken	24' 2"	16
52013		Mullion Screw Spline Head Vertical Thermally Broken Heavy Wall	24' 2"	47
52026		Flat Filler Open Back Thermally Broken	24' 2"	13
52030		Expansion Mullion Vertical Female Thermally Broken	24' 2"	26
52031		Expansion Mullion Vertical Male Thermally Broken	24' 2"	26
52103		Sill Horizontal Open Back Thermally Broken	24' 2"	28

* Shapes are not to scale

Custom Finishes Available








NORTHERN ARCHITECTURAL SYSTEMS
599 Gotham Parkway, Carlstadt, NJ 07072
P: (201) 943-6400 F: (877) 679-7095
www.NorthernArchitecturalSystems.com

Part Number	Shape	Description	Length	Lbs/Pc
52111		Solid Sill Horizontal Bottom Pocket Thermally Broken	24' 2"	36
52127		High Base Sill 4.5 X 4.5 Thermally Broken	24' 2"	58
52137		Sub Sill Flashing Thermally Broken	24' 2"	18
52242		Head Receptor Back 2-Piece Thermally Broken	24' 2"	22
52314		Corner Mullion 4.5" Part A Female	24' 2"	36
52315		Corner Mullion 4.5" Part B Male	24' 2"	38

* Shapes are not to scale

Custom Finishes Available







NORTHERN ARCHITECTURAL SYSTEMS
599 Gotham Parkway, Carlstadt, NJ 07072
P: (201) 943-6400 F: (877) 679-7095
www.NorthernArchitecturalSystems.com

Part Number	Shape	Description	Length	Lbs/Pc
90910		Tube 1.0 X 1.0 X .125	24' 2"	24
90918		Tube 1.75 X 1.75 X .125	24' 2"	13
90946		Tube 4.50 X 1.75 X .125	24' 2"	44
90947		Tube 4.50 X 2.00 X .125	24' 2"	45
90949		Tube 4.50 X 4.50 X .125	24' 2"	64
90963		Tube 6.00 X 2.00 X .125	24' 2"	56
91100		Angle 1.00 X 1.00 X .062	24' 2"	4

* Shapes are not to scale

Custom Finishes Available







NORTHERN ARCHITECTURAL SYSTEMS
599 Gotham Parkway, Carlstadt, NJ 07072
P: (201) 943-6400 F: (877) 679-7095
www.NorthernArchitecturalSystems.com

Part Number	Shape	Description	Length	Lbs/Pc
91101		Angle 1.00 X 1.00 X .125	24' 2"	7
91150		Angle 1.50 X 1.50 X .062	24' 2"	5
91158		Angle 1.50 X 1.50 X .125	24' 2"	11
92101		Channel 1 X 1 X 1 X .125	24' 2"	10
92102		Channel 2 X 1 X 2 X .125	24' 2"	17
93105		Bar 1.50 X .500	24' 2"	22

* Shapes are not to scale

Custom Finishes Available

NORTHERN ARCHITECTURAL SYSTEMS
599 Gotham Parkway, Carlstadt, NJ 07072
P: (201) 943-6400 F: (877) 679-7095
www.NorthernArchitecturalSystems.com

Part Number	Shape	Description	Length	Lbs/Pc
252025		PW252 Backmember 4.5"	24' 2"	65
252035		PW252 Backmember 5.5"	24' 2"	72
252101		PW252 1/2" Cover Cap for 2 1/2" Mullion	24' 2"	6
252088		PW252 Perimeter Adaptor	24' 2"	8
252900		PW252 Shear Clip for 2 1/2" Mullion	24' 2"	24
252070		PW252 Standard Pressure Plate for 2 1/2" Mullion	24' 2"	11

* Shapes are not to scale

Custom Finishes Available

NORTHERN ARCHITECTURAL SYSTEMS
599 Gotham Parkway, Carlstadt, NJ 07072
P: (201) 943-6400 F: (877) 679-7095
www.NorthernArchitecturalSystems.com